



Swedish thinking. Better living.

## Cooking Range

Create delicious  
tastes, effortlessly



Electrolux



## A kitchen that knows what matters

At Electrolux, our philosophy is simple: life in the kitchen should be seamless and intuitive.

That's why we've developed a new range with smart, sustainable features and clean lines for an effortless experience. So, you can concentrate on the things that make you happy: making and sharing great food with the people you love.

**Swedish thinking.  
Better living.**

# Ovens

## For delicious taste, just add steam

Our advanced steam functions ensure you cook with just the right balance of steam and heat. The added moisture conducts heat faster so you will discover colours are richer, skins are crispier and textures are more tender and juicy.\*



## Effortless baking

Adding steam to your baking program can lift your baking skills to a whole new level. The Bake +Steam function on our new ovens uses a touch of steam to create a richer and glossier colour, a crispier crust and soft delicious texture for your home-baked goodies.

\*Selected models

## Brilliant simplicity

Our steam function is the secret to give your dishes juiciness on the inside and crispiness on the outside. Paired with intuitive controls, you can effortlessly grill, bake or roast to perfection.





## Ovens features

### Say hello to intuitive control

Cooking should be fun, not complicated. Our Intuitive Oven Interface (IOI™) gives you a simpler and more enjoyable way to cook. You won't even need a manual.\*

### The perfect result, every time

The Smart Food Probe ensures your dishes taste delicious every time. The food probe alerts you when food reaches the desired core temperature and switches the oven off so you get the perfect result.\*

### Love your cooking. We'll clean up

Now you can unleash your creative skills in the kitchen, without worrying about the mess. Just set the pyrolytic function, come back when it's finished and wipe away the residue, without hard scrubbing or exposure to harsh chemicals.\*

### Smooth operator

Our fully extendable telescopic runners give you safe, effortless access to all areas of your oven. This makes it simple to turn, baste and check on your food for delicious results every time.

\*Selected models



#### Multifunction pyrolytic steam oven

**EVEP618DSD**  
60cm dark stainless steel oven

#### Technical info

**Flush fit cut-out dimensions (mm)**  
600 (H) x 600 (W) x 581 (D)  
**Product dimensions (mm)**  
597 (H) x 596 (W) x 572 (D)

#### Features

- FullTaste Steam function - hot air with added steam
- Intuitive oven interface (IOI™)
- Smart food probe for consistent results, effortlessly
- Pyrolytic self cleaning function
- 2 FullFlex telescopic slides for easy access
- Surround lighting for better illumination
- Soft closing door
- Easy glide side racks
- Quadruple glazed cool-to-touch door
- 16 functions
- Large 80L oven

#### Multifunction pyrolytic oven

**EVEP616DSD**  
60cm dark stainless steel oven

#### Technical info

**Flush fit cut-out dimensions (mm)**  
600 (H) x 600 (W) x 581 (D)  
**Product dimensions (mm)**  
597 (H) x 596 (W) x 572 (D)

#### Features

- Bake +Steam function for perfect baking results
- Intuitive oven interface (IOI™)
- Smart food probe for consistent results, effortlessly
- Pyrolytic self cleaning function
- 2 FullFlex telescopic slides for easy access
- Surround lighting for better illumination
- Soft closing door
- Easy glide side racks
- Quadruple glazed cool-to-touch door
- 13 functions
- Large 80L oven



#### Multifunction oven

**EVE616DSD**  
60cm dark stainless steel oven

#### Technical info

**Flush fit cut-out dimensions (mm)**  
600 (H) x 600 (W) x 581 (D)  
**Product dimensions (mm)**  
597 (H) x 596 (W) x 568 (D)

#### Features

- Bake +Steam function for perfect baking results
- Intuitive oven interface (IOI™)
- Smart food probe for consistent results, effortlessly
- 2 FullFlex telescopic slides for easy access
- Easy glide side racks
- Surround lighting for better illumination
- Triple glazed cool-to-touch door
- 8 functions
- Large 80L oven



### Multifunction pyrolytic oven

#### EVEP614DSD

60cm dark stainless steel oven



### Technical info

#### Flush fit cut-out dimensions (mm)

600 (H) x 600 (W) x 581 (D)

#### Product dimensions (mm)

597 (H) x 596 (W) x 572 (D)

### Features

- Bake +Steam function for perfect baking results
- Smart food probe for consistent results, effortlessly
- Pyrolytic self cleaning function
- 2 FullFlex telescopic slides for easy access
- Easy glide side racks
- Soft closing door
- Front & rear halogen lights
- Quadruple glazed cool-to-touch door
- 10 functions
- Large 80L oven

### Multifunction oven

#### EVE614DSD

60cm dark stainless steel oven



### Technical info

#### Flush fit cut-out dimensions (mm)

600 (H) x 600 (W) x 581 (D)

#### Product dimensions (mm)

597 (H) x 596 (W) x 568 (D)

### Features

- Bake +Steam function for perfect baking results
- 2 FullFlex telescopic slides for easy access
- Easy glide side racks
- Catalytic self cleaning rear liner
- Front & rear halogen lights
- Triple glazed cool-to-touch door
- 8 functions
- Large 80L oven

### Multifunction pyrolytic oven

#### EVEP614SD

60cm stainless steel oven



### Technical info

#### Flush fit cut-out dimensions (mm)

600(H) x 600(W) x 581(D)

#### Product dimensions (mm)

597(H) x 596(W) x 572(D)

### Features

- Bake +Steam function for perfect baking results
- Smart food probe for consistent results, effortlessly
- Pyrolytic self cleaning function
- 2 FullFlex telescopic slides for easy access
- Easy glide side racks
- Soft closing door
- Front & rear halogen lights
- Quadruple glazed cool-to-touch door
- 10 functions
- Large 80L oven

### Multifunction oven

#### EVE614SD

60cm stainless steel oven



### Technical info

#### Flush fit cut-out dimensions (mm)

600(H) x 600(W) x 581(D)

#### Product dimensions (mm)

597(H) x 596(W) x 568(D)

### Features

- Bake +Steam function for perfect baking results
- 2 FullFlex telescopic slides for easy access
- Easy glide side racks
- Catalytic self cleaning rear liner
- Front & rear halogen lights
- Triple glazed cool-to-touch door
- 8 functions
- Large 80L oven

# Extra large ovens

## Create a feast

Preparing to wow a large crowd? The generous internal capacity ensures that there's more than enough to satisfy your guests

### The great entertainer

When it comes to entertaining, you need a bit more room to move. The 90cm oven is equipped to handle the extra demands. The huge 125L (gross) capacity takes the stress out of cooking a larger meal, while the twin fan system ensures heat is evenly distributed. You can even grill to perfection with a split grill system that offers precise control.

### Juggling act

The Duo and Double Multifunction ovens give you the freedom to cook multiple dishes at the same time and at different temperatures thanks to the dual cavities. While the generous 80L/46L and 80L/80L (gross) oven capacities make catering simple.





#### Multifunction pyrolytic oven

##### **EVEP916DSD**

90cm dark stainless steel oven

#### Technical info

##### **Flush fit cut-out dimensions (mm)**

600 (H) x 900 (W) x 580 (D)

##### **Product dimensions (mm)**

596 (H) x 895 (W) x 572 (D)

#### Features

- Bake +Steam function for perfect baking results
- Twin Fan system for even heat distribution
- Intuitive oven interface (IOI™)
- Smart food probe for consistent results, effortlessly
- Pyrolytic self cleaning function
- 2 FullFlex telescopic slides for easy access
- Soft closing door
- Easy glide side racks
- Split grill system for maximum grilling flexibility
- Quadruple glazed cool-to-touch door
- 13 functions
- Extra Large 125L oven

#### Multifunction pyrolytic duo oven

##### **EVEP626DSD**

60cm dark stainless steel duo oven



#### Technical info

##### **Flush fit cut-out dimensions (mm)**

893 (H) x 600 (W) x 581 (D)

##### **Product dimensions (mm)**

890 (H) x 596 (W) x 572 (D)

#### Features

- Bake +Steam function for perfect baking results
- Intuitive oven interface (IOI™)
- Smart food probe for consistent results, effortlessly
- Pyrolytic self-clean function in both ovens
- 3 FullFlex telescopic slides for easy access
- Surround lighting for better illumination
- Soft closing door
- Easy glide side racks
- Quadruple glazed cool-to-touch door
- 13/7 functions
- Large 80L + 46L oven

#### Multifunction pyrolytic duo oven

##### **EVEP626SD**

60cm stainless steel duo oven



#### Technical info

##### **Flush fit cut-out dimensions (mm)**

893 (H) x 600 (W) x 581 (D)

##### **Product dimensions (mm)**

890 (H) x 596 (W) x 572 (D)

#### Features

- Bake +Steam function for perfect baking results
- Intuitive oven interface (IOI™)
- Smart food probe for consistent results, effortlessly
- Pyrolytic self-clean function in both ovens
- 3 FullFlex telescopic slides for easy access
- Surround lighting for better illumination
- Soft closing door
- Easy glide side racks
- Quadruple glazed cool-to-touch door
- 13/7 functions
- Large 80L + 46L oven



### Multifunction duo oven

#### EVE626DSD

60cm dark stainless steel duo oven



### Technical info

#### Flush fit cut-out dimensions (mm)

893 (H) x 600 (W) x 581 (D)

#### Product dimensions (mm)

890 (H) x 596 (W) x 568 (D)

### Features

- Bake +Steam function for perfect baking results
- Intuitive oven interface (IOI™)
- Smart food probe for consistent results, effortlessly
- 3 FullFlex telescopic slides for easy access
- Surround lighting for better illumination
- Easy glide side racks
- Triple glazed cool-to-touch door
- 12/6 functions
- Large 80L + 46L oven

### Multifunction double oven

#### EVE636DSD

60cm dark stainless steel double oven



### Technical info

#### Flush fit cut-out dimensions (mm)

1086 (H) x 600 (W) x 581 (D)

#### Product dimensions (mm)

1083 (H) x 596 (W) x 568 (D)

### Features

- Bake +Steam function for perfect baking results
- Intuitive oven interface (IOI™)
- Smart food probe for consistent results, effortlessly
- 4 FullFlex telescopic slides for easy access
- Surround lighting for better illumination
- Easy glide side racks
- Triple glazed cool-to-touch door
- 12/12 functions
- Large 80L + 80L oven



### Compact oven

#### EVEM645DSD

44L Built-in combination microwave oven



### Technical info

#### Flush fit cut-out dimensions (mm)

466 (H) x 600 (W) x 570 (D)

#### Product dimensions (mm)

458 (H) x 595 (W) x 568 (D)

### Features

- 9 functions
- 13 auto cook programs
- Fan forced and grilling with microwave function
- Auto defrost by weight
- Fully programmable timer
- 5 power levels
- Electronic clock
- Childproof lock
- Black glass with dark stainless steel trim

### Built-in microwave oven

#### EMB2529DSD

25L Built-in combination microwave oven



### Technical info

#### Flush fit cut-out dimensions (mm)

396 (H) x 600 (W) x 550 (D)

#### Product dimensions (mm)

388 (H) x 595 (W) x 470 (D)  
(with trim kit)

### Features

- Touch to open door
- 10 auto cook programs
- Fan forced and grilling with microwave function
- Quick start reheat
- Save your favourite program
- 10A power plug
- Childproof lock
- 5 power levels
- Black glass with dark stainless steel trim

### Warming drawer

#### EWD1402DSD

Built-in warming drawer



### Technical info

#### Flush fit cut-out dimensions (mm)

144 (H) x 600 (W) x 570 (D)

#### Product dimensions (mm)

141 (H) x 595 (W) x 541 (D)

### Features

- Adjustable temperature between 40-80°C
- Push to open soft closing drawer
- Fan forced heating
- Quick set function
- Full drawer extension
- Anti-Slip mat
- Electronic touch control
- 25kg weight capacity
- Black glass with dark stainless steel trim

### Freestanding microwave oven

#### EMF2529DSD

25L Freestanding combination microwave oven



### Technical info

#### Product dimensions (mm)

307 (H) x 513 (W) x 472 (D)

### Features

- 10 auto cook programs
- Fan forced and grilling with microwave function
- Quick start reheat
- Save your favourite program
- Auto defrost by weight
- Childproof lock
- 5 power levels
- Black glass with dark stainless steel trim



# 90cm freestanding ovens

## Perfect for entertaining

Our large 125L capacity freestanding ovens will make catering for every occasion simple and effortless.

### Double the fan

Cook each dish to perfection with twin fans that rotate in opposite directions to distribute heat evenly every time.

### Control your grilling choices

Be in control of your grilling with the split grill system. Select to use both elements at once, or just the one depending on what you are creating. Using the fan assist function with your grilling allows you to create delicious meals for your friends and family.

### Multifunction pyrolytic oven

#### EFEP955SB

90cm stainless steel freestanding cooker with induction cooktop



### Technical info

#### Cut-out dimensions - flush fit (mm)

900 nominal (H) x 900 min (W) x 600 (D)

#### Product dimensions (mm)

906-926 (H) x 895 (W) x 600 (D)

### Features

#### Oven features

- Pyrolytic self cleaning function
- Intuitive oven interface (IOI™)
- Twin Fan system for even heat distribution
- 3 FullFlex telescopic slides for easy access
- Split grill system for maximum grilling flexibility
- Quadruple glazed cool-to-touch door
- 13 functions
- Extra large 125L oven

#### Cooktop features

- Extra large MaxiZone with up to 5.2kW power
- FlexZone allows you to extend your cooking zone for ultimate flexibility
- 14 stage touch and slide controls for accuracy and ease
- Stop & Go function for unexpected interruptions

### Multifunction pyrolytic oven

#### EFEP915SB

90cm stainless steel freestanding cooker with gas cooktop



### Technical info

#### Cut-out dimensions - flush fit (mm)

900 nominal (H) x 900 min (W) x 600 (D)

#### Product dimensions (mm)

906-926 (H) x 895 (W) x 600 (D)

### Features

#### Oven features

- Pyrolytic self cleaning function
- Intuitive oven interface (IOI™)
- Twin Fan system for even heat distribution
- 3 FullFlex telescopic slides for easy access
- Split grill system for maximum grilling flexibility
- Quadruple glazed cool-to-touch door
- 13 functions
- Extra large 125L oven

#### Cooktop features

- Powerful 17 MJ/HR wok burner for fast boiling and intense cooking
- Dual Flame control on the wok burner lets you direct heat accurately from simmer to maximum flame
- Flat cast trivets with wok stand
- Flame failure safety device



# Cooktops

## Create a stir

Cook safely on a gas hob or induction hob that looks seamless in your kitchen. Induction hobs are safe, simple to clean and have precise temperature control.

# Induction

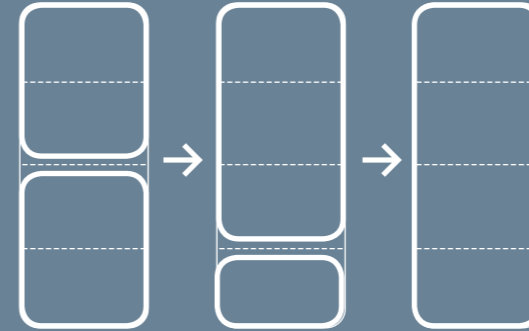


 FAN COOKING  
Cooking 180°

## FlexiBridge

### Your kitchen, your way

Enjoy a kitchen appliance that's versatile enough to handle your most complex dishes. Thanks to FlexiBridge, you can combine your induction zones in a range of ways – or use them all at once – for the largest single cooking area available. Perfect heat distribution ensures even cooking all the way through.\*




## Chef Mode

### Cook like a professional with three preset temperature zones

Chef Mode enables you to choose between different preset heated zones by simply sliding your pan across the hob. Go from boiling to simmering to keeping the pot warm by placing it on the different heat zones – allowing you full control in the kitchen.\*

- 1. Keep warm:**  
The low heat setting for keeping your dishes warm without over cooking them.
- 2. Cooking:**  
The medium heat setting that keeps your dishes cooking at a steady, even temperature.
- 3. Heat up:**  
The high heat setting that heats up your dishes fast.



\*Selected models





# Induction Cooktops

## Delicious results every time

With our induction hobs, the heat is instant. Pans heat up faster and ingredients cook at the precise temperature so you get delicious results every time.

## Enjoy the space and freedom to cook what you want

Use large pots and pans like a professional chef. The extra large MaxiZone gives you the freedom to effortlessly prepare all kinds of dishes that need a large pan with consistent heat, like that delicious paella you've been wanting to cook.

## When 2 become 1

Create a single large cooking surface, ideal for making the most of plancha grill plates or roasting pots. FlexZone combines 2 separate cooking zones, including the temperature and time settings, for ultimate flexibility.

## The hands free hood

While you concentrate on the flavours, the innovative Hob2Hood feature will take care of keeping your kitchen fresh. The rangehood automatically turns on as soon as you start cooking, and intuitively adjusts the fan speed with your cooking.

## Control at your fingertips

Gently slide your finger across the control, to the temperature you need and you can be confident it will respond right away, so you can create delicious meals effortlessly. The Stop & Go feature offers a useful "keep warm" setting if you're unexpectedly interrupted.





**FlexiBridge induction cooktop with Chef Mode**

**EHI997BD**  
90cm 5 zone induction cooktop

**Technical info**

**Cut-out dimensions (mm)**  
880 (W) x 490 (D)  
**Product dimensions (mm)**  
55 (H) x 910 (W) x 520 (D)

**Features**

- FlexiBridge zone offers multiple pot use and perfect versatility
- Cook like a professional with the 3 preset temperature zones on Chef Mode
- Extra large MaxiZone with up to 5.2kW power
- Hob2Hood connectivity enabled
- Touch and slide control
- Stop & Go function for unexpected interruptions
- Timer and minute minder for controlled cooking
- Auto warm up function
- Auto pot detection
- E:Motion wok trivet (Optional accessory EIWT01)

**Induction cooktop**

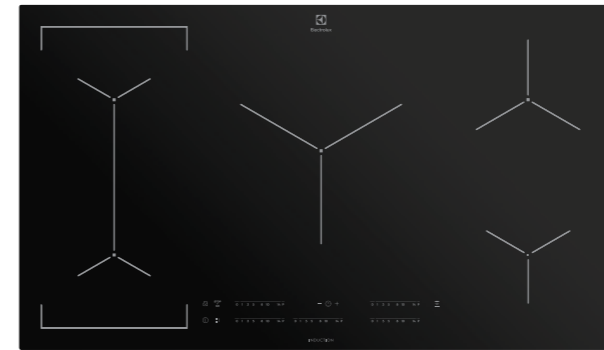
**EHI955BD**  
90cm 5 zone induction cooktop

**Technical info**

**Cut-out dimensions (mm)**  
880 (W) x 490 (D)  
**Product dimensions (mm)**  
55 (H) x 910 (W) x 520 (D)

**Features**

- Extra large MaxiZone with up to 5.2kW power
- FlexZone allows you to combine your cooking zones for ultimate flexibility
- Hob2Hood connectivity enabled
- Touch and slide control
- Stop & Go function for unexpected interruptions
- Timer and minute minder for controlled cooking
- Auto warm up function
- Auto pot detection
- E:Motion wok trivet (Optional accessory EIWT01)



**Optional eMotion trivet**

The chromed trivet is a work of art for wok cooking on your induction cooktop that would normally only allow for flat based pots or pans.



### Induction cooktop

#### EHI745BD

70cm 4 zone induction cooktop

### Technical info

#### Cut-out dimensions (mm)

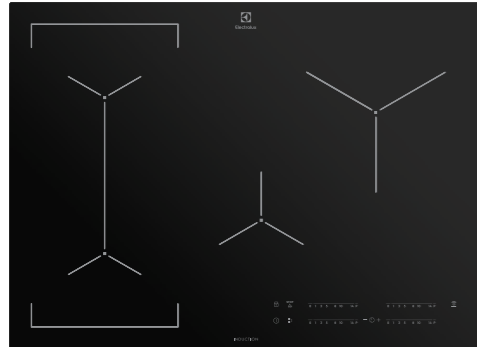
680 (W) x 490 (D)

#### Product dimensions (mm)

55 (H) x 710 (W) x 520 (D)

### Features

- FlexZone allows you to combine your cooking zones for ultimate flexibility
- Hob2Hood connectivity enabled
- Touch and slide control
- Stop & Go function for unexpected interruptions
- Auto warm up function
- Timer and minute minder for controlled cooking
- Auto pot detection
- E:Motion wok trivet (Optional accessory EIWT01)



### Induction cooktop

#### EHI645BD

60cm 4 zone induction cooktop

### Technical info

#### Cut-out dimensions (mm)

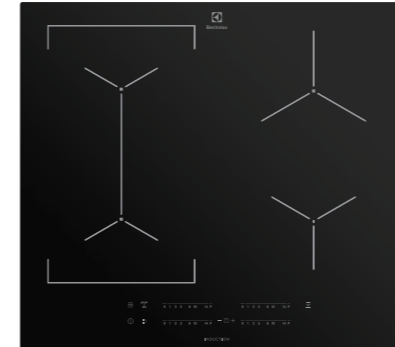
560 (W) x 490 (D)

#### Product dimensions (mm)

55 (H) x 590 (W) x 520 (D)

### Features

- FlexZone allows you to combine your cooking zones for ultimate flexibility
- Hob2Hood connectivity enabled
- Touch and slide control
- Stop & Go function for unexpected interruptions
- Auto warm up function
- Timer and minute minder for controlled cooking
- Auto pot detection
- E:Motion wok trivet (Optional accessory EIWT01)



### Flexibridge induction cooktop

#### EHI667BD

60cm 4 zone induction cooktop

### Technical info

#### Cut-out dimensions (mm)

560 (W) x 490 (D)

#### Product dimensions (mm)

55 (H) x 590 (W) x 520 (D)

### Features

- FlexiBridge zone offers multiple pot use and perfect versatility
- Hob2Hood connectivity enabled
- Touch and slide control
- Stop & Go function for unexpected interruptions
- Auto warm up function
- Timer and minute minder for controlled cooking
- Auto pot detection
- E:Motion wok trivet (Optional accessory EIWT01)



### Induction cooktop

#### EHI635BD

60cm 3 zone induction

### Technical info

#### Cut-out dimensions (mm)

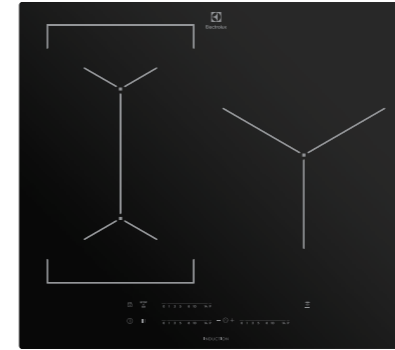
560 (w) x 490 (d)

#### Product dimensions (mm)

55 (H) x 590 (W) x 520 (D)

### Features

- Extra large MaxiZone with up to 5.2kW power
- FlexZone allows you to combine your cooking zones for ultimate flexibility
- Hob2Hood connectivity enabled
- Touch and slide control
- Stop & Go function for unexpected interruptions
- Timer and minute minder for controlled cooking
- Auto warm up function
- Auto pot detection
- E:Motion wok trivet (Optional accessory EIWT01)







# Ceramic Cooktops

## Versatile performer

From the elegant, black ceramic surface to the smart, triple zone cooking feature, you'll love everything about your new cooktop.

### The hands free hood

While you concentrate on the flavours, the innovative Hob2Hood feature will take care of keeping your kitchen fresh. The rangehood automatically turns on as soon as you start cooking, and intuitively adjusts the fan speed with your cooking.

### Powerful and flexible

With four cooking positions plus the powerful triple zone, you have the freedom to cook a wide range of dishes.

### Control at your fingertips

The touch controls on the ceramic hob lets you heat up, down or switch off effortlessly. Just gently slide your finger across the control to the temperature you need and you can be confident it will respond right away, so you can create delicious meals effortlessly.

### Ceramic cooktop

#### EHC944BB

90cm 4 zone ceramic cooktop

### Technical info

#### Cut-out dimensions (mm)

880 (W) x 490 (D)

#### Product dimensions (mm)

55 (H) x 900 (W) x 520 (D)

### Features

- Hob2Hood connectivity enabled
- Flexible triple zone
- Touch and slide control
- Stop & Go function
- Safety child lock



### Ceramic cooktop

#### EHC644BB

60cm 4 zone ceramic cooktop

### Technical info

#### Cut-out dimensions (mm)

560 (W) x 490 (D)

#### Product dimensions (mm)

55 (H) x 590 (W) x 520 (D)

### Features

- Hob2Hood connectivity enabled
- Flexible triple zone
- Touch and slide control
- Stop & Go function
- Safety child lock





# Gas Cooktops

## Fire it up

Enjoy super-fast heating, precise control and the satisfaction of great dishes, cooked to perfection. The Dual Flame wok control lets you direct heat accurately from simmer to maximum flame.

## Power wok

The powerful 22MJ/h wok burner allows for fast boiling and intense cooking.\*

## Good looks that last

Style meets function with a ceramic glass cooking surface that makes it a seamless addition to any kitchen space.

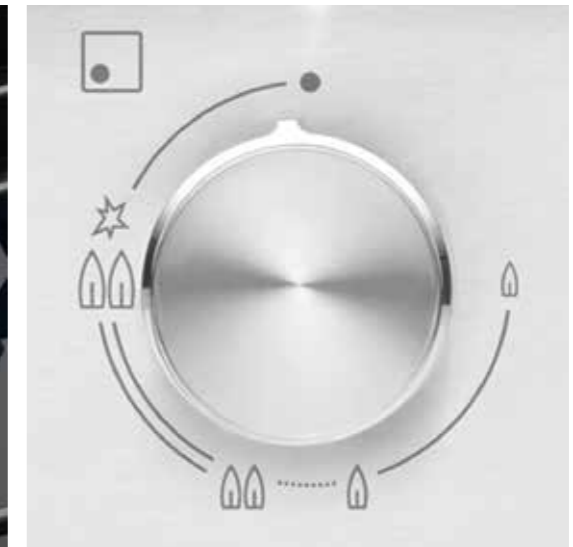
## Stability with flat cast trivets


High quality cast iron trivets provide peace of mind when using heavy pots. The sleek, flat surface makes manoeuvring pots and pans simple.

## Safe and simple

Ergonomic knobs located on the front of the cooktop ignite with a simple, press-and-hold operation. For extra peace of mind, the flame failure device ensures the gas is automatically shut off if the flame is accidentally extinguished during cooking, so you can confidently reduce to your lowest simmer.

\*Selected models





#### Black ceramic gas cooktop

**EHG955BD**  
90cm 5 burner gas cooktop

#### Technical info

**Cut-out dimensions (mm)**  
880 (W) x 490 (D)

**Product dimensions (mm)**  
55 (H) x 900 (W) x 530 (D)

#### Features

- Powerful 22MJ/h wok burner allows for fast boiling and intense cooking
- Dual flame control on the wok burner lets you direct heat accurately from simmer to maximum flame
- Ceramic glass for high durability
- Flat cast trivets with wok stand
- Flame failure safety device
- Electronic ignition
- Dark metalised knobs and burners for quality feel and finish

#### Stainless steel gas cooktop

**EHG955SD**  
90cm 5 burner gas cooktop

#### Technical info

**Cut-out dimensions (mm)**  
880 (W) x 490 (D)

**Product dimensions (mm)**  
55 (H) x 895 (W) x 530 (D)

#### Features

- Powerful 22MJ/h wok burner allows for fast boiling and intense cooking
- Dual Flame control on the wok burner lets you direct heat accurately from simmer to maximum flame
- Flat cast trivets with wok stand
- Laser etched control panel
- Flame failure safety device
- Electronic ignition
- Metalised knobs for quality feel and finish



#### Stainless steel gas cooktop

**EHG755SD**  
75cm 5 burner gas cooktop

#### Technical info

**Cut-out dimensions (mm)**  
730 (W) x 490 (D)

**Product dimensions (mm)**  
55 (H) x 745 (W) x 530 (D)

#### Features


- Powerful 22MJ/h wok burner allows for fast boiling and intense cooking
- Dual Flame control on the wok burner lets you direct heat accurately from simmer to maximum flame
- Flat cast trivets with wok stand
- Laser etched control panel
- Flame failure safety device
- Electronic ignition
- Metalised knobs for quality feel and finish



### Black ceramic gas cooktop

#### EHG645BD

60cm 4 burner gas cooktop



### Technical info

#### Cut-out dimensions (mm)

560 (W) x 490 (D)

#### Product dimensions (mm)

55 (H) x 595 (W) x 530 (D)

### Features

- Powerful 17MJ/h wok burner for fast boiling and intense cooking
- Dual Flame control on the wok burner lets you direct heat accurately from simmer to maximum flame
- Ceramic glass for high durability
- Flat cast trivets with wok stand
- Flame failure safety device
- Electronic ignition
- Dark metalised knobs for quality feel and finish

### Black ceramic gas cooktop

#### EHG313BD

30cm black ceramic gas cooktop



### Technical info

#### Cut-out dimensions (mm)

303 (W) x 485 (D)

#### Product dimensions (mm)

56 (H) x 320 (W) x 520 (D)

### Features

- Powerful 22MJ/h wok burner allows for fast boiling and intense cooking
- Dual Flame control on the wok burner lets you direct heat accurately from simmer to maximum flame
- Ceramic glass for high durability
- Cast trivets with wok stand
- Flame failure safety device
- Electronic ignition
- Integrates with 60cm, 70cm and 90cm induction cooktops
- Dark metalised knobs for quality feel and finish

### Stainless steel gas cooktop

#### EHG645SD

60cm 4 burner gas cooktop



### Technical info

#### Cut-out dimensions (mm)

560 (W) x 490 (D)

#### Product dimensions (mm)

55 (H) x 595 (W) x 530 (D)

### Features

- Powerful 17MJ/h wok burner for fast boiling and intense cooking
- Dual Flame control on the wok burner lets you direct heat accurately from simmer to maximum flame
- Flat cast trivets with wok stand
- Laser etched control panel
- Flame failure safety device
- Electronic ignition
- Metalised knobs for quality feel and finish





# Rangehoods

## **Quiet achievers**

Designed to work seamlessly with Electrolux cooktops. Choose from three new models with the innovative Hob2Hood technology. With their sleek design and powerful motors, they remove cooking odours so efficiently, you'll barely know they're there.

## The hands free hood

While you concentrate on the flavours, the innovative Hob2Hood feature will take care of keeping your kitchen fresh. The rangehood automatically turns on as soon as you start cooking, and intuitively adjusts the fan speed with your cooking.\*

### Maximise your airflow

Remove odours and vapours quickly and efficiently with a high airflow rate and low noise level.

### Keep the noise down

With noise levels as low as 47dB(A), you can keep the conversation going smoothly when entertaining guests.

### Delay setting

When the cooking's over and you want to enjoy your meal with friends and family, activate the Delay off or timer function to effortlessly clear any remaining vapour or odours from your kitchen.\*

### Clear visibility for complete control

Long lasting LED lights illuminate the complete cooking surface giving you full control over your delicious cuisine.\*

\*Selected models





#### Integrated rangehood

##### ERI842DSD

86cm integrated rangehood in dark stainless steel

#### Technical info

##### Duct diameter (mm)

150

##### Product dimensions (mm)

330 (H) x 860 (W) x 300 (D)

#### Features

- Hob2Hood technology
- Max airflow of 680 M<sup>3</sup>/h
- Operation noise as low as 51dB(A)
- Efficient perimeter extraction removes more air and odours while you cook
- Multi-layer dishwasher safe filters
- Long lasting LED lighting
- 3 speed setting plus boost
- Electronic soft button control



#### Integrated rangehood

##### ERI522DSD

52cm integrated rangehood in dark stainless steel

#### Technical info

##### Duct diameter (mm)

150

##### Product dimensions (mm)

330 (H) x 520 (W) x 300 (D)

#### Features

- Hob2Hood technology
- Max airflow of 680 M<sup>3</sup>/h
- Operation noise as low as 51dB(A)
- Efficient perimeter extraction removes more air and odours while you cook
- Multi-layer dishwasher safe filters
- Long lasting LED lighting
- 3 speed setting plus boost
- Electronic soft button control



#### Canopy rangehood

##### ERC925DSD

90cm canopy rangehood in dark stainless steel

#### Technical info

##### Duct diameter (mm)

150

##### Product dimensions (mm)

1210 (H max) x 898 (W) x 460 (D)

#### Features

- Hob2Hood technology
- Max airflow of 790 M<sup>3</sup>/h
- Operation noise as low as 50dB(A)
- Delay off setting
- Long lasting LED lighting
- Dishwasher safe filters
- 3 speed settings to cater to your needs
- Stylish combination of dark stainless steel and black 'Touch on' glass controls





### Canopy rangehood

### Technical info

### Features

#### ERC926BA

90cm canopy rangehood

#### Duct diameter (mm)

200

#### Product dimensions (mm)

1158 (H max) x 895 (W) x 500 (D)

- Max airflow of 1000 M<sup>3</sup>/h
- Delay off setting
- Low energy, high performance dimmable LED strip lighting
- Operation noise as low as 57dB(A)
- Multi-layer dishwasher safe filters
- 3 speed settings plus boost
- Stylish combination of stainless steel and black 'Touch on' glass controls



### Integrated rangehood

### Technical info

### Features

#### ERI712SA

70cm integrated rangehood

#### Duct diameter (mm)

150

#### Product dimensions (mm)

305 (H) x 702 (W) x 284 (D)

- Max airflow of 720 M<sup>3</sup>/h
- Operation noise as low as 52dB(A)
- Multi-layer dishwasher safe filters
- Long lasting LED lighting
- 3 speed twin fan motor plus boost
- Push button electronic controls



### Canopy rangehood

### Technical info

### Features

#### ERC9025SD

90cm canopy rangehood

#### Duct diameter (mm)

150

#### Product dimensions (mm)

1235 (H max) x 900 (W) x 500 (D)

- Max airflow of 745 M<sup>3</sup>/h
- Delay off setting
- Operation noise as low as 53dB(A)
- Multi-layer dishwasher safe filters
- Long lasting LED lighting
- 3 speed settings to cater to your needs
- Stylish combination of stainless steel and black 'Touch on' glass controls



### Integrated rangehood

### Technical info

### Features

#### ERI512SA

52cm integrated rangehood

#### Duct diameter (mm)

150

#### Product dimensions (mm)

305 (H) x 522 (W) x 284 (D)

- Max airflow of 650 M<sup>3</sup>/h
- Operation noise as low as 52dB(A)
- Multi-layer dishwasher safe filters
- Long lasting LED lighting
- 3 speed twin fan motor plus boost
- Push button electronic controls



### Slide out rangehood

---

#### ERR927SA

90cm slide out rangehood

### Technical info

---

#### Duct diameter (mm)

150

#### Product dimensions (mm)

275 (H) x 900 (W) x 300 (D)

### Features

---

- Slide out to control fan speed
- Max airflow of 625 M<sup>3</sup>/h
- Operation noise as low as 47dB(A)
- Multi-layer dishwasher safe filters
- Long lasting LED lighting
- 2 speed twin fan motor



### Slide out rangehood

---

#### ERR627SA

60cm slide out rangehood

### Technical info

---

#### Duct diameter (mm)

150

#### Product dimensions (mm)

275 (H) x 600(W) x 300 (D)

### Features

---

- Slide out to control fan speed
- Max airflow of 625 M<sup>3</sup>/h
- Operation noise as low as 47dB(A)
- Multi-layer dishwasher safe filters
- Long lasting LED lighting
- 2 speed twin fan motor





**EVEP618DSD**  
60cm Pyrolytic Steam Oven



**EVEP616DSD**  
60cm Pyrolytic Oven



**EVE616DSD**  
60cm Multifunction Oven

specifications			
type	Single - Pyro & Steam	Single - Pyro	Single
oven fuel	electric	electric	electric
gross capacity	80L	80L	80L
net capacity	72L	72L	72L
front materials/colours	glass and mark-resistant dark stainless steel	glass and mark-resistant dark stainless steel	glass and mark-resistant dark stainless steel
controls	electronic touch & Intuitive Oven Interface (IOI™)	electronic touch & Intuitive Oven Interface (IOI™)	electronic touch & Intuitive Oven Interface (IOI™)
smart food probe	■	■	■
door glass panes	4	4	3
soft close door	■	■	
surround lighting (halogen)	3 x 25w	3 x 25w	3 x 25w
catalytic liner (rear)			■
oven functions			
no. of functions	16	13	8
rapid heat up	(auto)	(auto)	(auto)
pyrolytic cleaning	3 Levels	3 Levels	
steam cooking, reheat & bread baking	■		
bake +steam	option	option	option
fan cooking	■	■	■
fan assist bake	■	■	■
traditional bake	■	■	■
fan grill	■	■	■
pastry	■	■	■
roast	■	■	■
pizza	■	■	
cook from frozen	■	■	■
keep warm	■	■	■
grill	■	■	
grill boost	■	■	■
defrost	■	■	■
included accessories			
wire shelf	2	2	2
wire shelf / grill shelf	1	1	1
grill / roasting pan	1	1	1
baking tray	1	1	1
roasting dish	Cast non stick	Cast non stick	
telescopic slides	FullFlex x 2	FullFlex x 2	FullFlex x 2
power			
max power rating kW	3.1	3.1	3.1
dimensions			
cut-out dimensions - flush fit (mm)	600 (H) x 600 (W) x 581 (D)	600 (H) x 600 (W) x 581 (D)	600 (H) x 600 (W) x 581 (D)
product dimensions (mm)	597 (H) x 596 (W) x 572 (D)	597 (H) x 596 (W) x 572 (D)	597 (H) x 596 (W) x 568 (D)



**EVEP614DSD**  
60cm Pyrolytic Oven



**EVEP614SD**  
60cm Pyrolytic Oven



**EVE614DSD**  
60cm Multifunction Oven



**EVE614SD**  
60cm Multifunction Oven

specifications				
type	Single - Pyro	Single - Pyro	Single	Single
oven fuel	electric	electric	electric	electric
gross capacity	80L	80L	80L	80L
net capacity	72L	72L	72L	72L
front materials/colours	glass and mark-resistant dark stainless steel	glass and mark-resistant stainless steel	glass and mark-resistant dark stainless steel	glass and mark-resistant stainless steel
controls	electronic touch & push-in push-out knob	electronic touch & push-in push-out knob	electronic touch & push-in push-out knob	electronic touch & push-in push-out knob
smart food probe	■	■		
door glass panes	4	4	3	3
soft close door	■	■		
surround lighting (halogen)	2 x 25w	2 x 25w	2 x 25w	2 x 25w
catalytic liner (rear)			■	■
oven functions				
no. of functions	10	10	8	8
rapid heat up	■	■	■	■
pyrolytic cleaning	2 Levels	2 Levels		
steam cooking, reheat & bread baking				
bake +steam	■	■	■	■
fan cooking	■	■	■	■
fan assist bake				
traditional bake	■	■	■	■
fan grill	■	■	■	■
pastry	■	■	■	■
roast				
pizza	■	■		
cook from frozen				
keep warm				
grill	■	■	■	■
grill boost	■	■	■	■
defrost				
included accessories				
wire shelf	2	2	2	2
wire shelf / grill shelf	1	1	1	1
grill / roasting pan	1	1	1	1
baking tray	1	1	1	1
roasting dish				
telescopic slides	FullFlex x 2	FullFlex x 2	FullFlex x 2	FullFlex x 2
power				
max power rating kW	3.1	3.1	3.1	3.1
dimensions				
cut-out dimensions - flush fit (mm)	600 (H) x 600 (W) x 581 (D)	600 (H) x 600 (W) x 581 (D)	600 (H) x 600 (W) x 581 (D)	600 (H) x 600 (W) x 581 (D)
product dimensions (mm)	597 (H) x 596 (W) x 572 (D)	597 (H) x 596 (W) x 572 (D)	597 (H) x 596 (W) x 568 (D)	597 (H) x 596 (W) x 568 (D)



**EVEP626DSD**  
60cm Pyrolytic Duo Oven

**EVEP626SD**  
60cm Pyrolytic Duo Oven

specifications	main oven		2nd oven	
type	duo - pyro (in both cavities)			
oven fuel	electric			
gross capacity	80L	46L	80L	46L
net capacity	72L	38L	72L	38L
front materials/colours	glass and mark-resistant dark stainless steel		glass and mark-resistant natural stainless steel	
controls	electronic touch & Intuitive Oven Interface (IOI™)			
smart food prob	■		■	
door glass panes	4		4	
soft close door	■		■	
surround lighting (halogen)	3 x 25w	1 x 25w	3 x 25w	1 x 25w
catalytic liner (rear)				
oven functions	main oven		2nd oven	
no. of functions	13	7	13	7
rapid heat up	(auto)		(auto)	
pyrolytic cleaning	3 levels	3 levels	3 levels	3 levels
bake + steam	option		option	
fan cooking	■		■	
fan assist bake	■	■	■	■
traditional bake	■	■	■	■
fan grill	■	■	■	■
pastry	■	■	■	■
roast	■		■	
pizza	■		■	
cook from frozen	■		■	
keep warm	■	■	■	■
grill	■	■	■	■
grill boost	■		■	
defrost	■		■	
included accessories				
wire shelf	3		3	
wire shelf / grill shelf	1		1	
grill / roasting pan	1		1	
baking tray	1		1	
roasting dish	cast non stick		cast non stick	
telescopic slides	FullFlex x 3		FullFlex x 3	
power				
max power rating kW	5.3		5.3	
dimensions				
cut-out dimensions - flush fit (mm)	893 (H) x 600 (W) x 581 (D)		893 (H) x 600 (W) x 581 (D)	
product dimensions (mm)	890 (H) x 596 (W) x 572 (D)		890 (H) x 596 (W) x 572 (D)	



**EVE626DSD**  
60cm Multifunction Double Oven

**EVE636DSD**  
60cm Multifunction Double Oven

main features	main oven		2nd oven	
type	duo		double	
oven fuel	electric			
gross capacity	80L	46L	80L	80L
net capacity	72L	38L	72L	72L
front materials/colours	glass and mark-resistant dark stainless steel		glass and mark-resistant dark stainless steel	
controls	electronic touch & Intuitive Oven Interface (IOI™)			
smart food prob	■		■	
door glass panes	3		3	
soft close door				
surround lighting (halogen)	3 x 25w	1 x 25w	3 x 25w	3 x 25w
catalytic liner (rear)	■	■	■	■
oven functions	main oven		2nd oven	
no. of functions	12	6	12	12
rapid heat up	(auto)		(auto)	
pyrolytic cleaning				
bake + steam	option		option	
fan cooking	■		■	■
fan assist bake	■	■	■	■
traditional bake	■	■	■	■
fan grill	■	■	■	■
pastry / base heat	■	■	■	■
roast	■		■	■
pizza	■		■	■
cook from frozen	■		■	■
keep warm	■	■	■	■
grill	■	■	■	■
grill boost	■		■	■
defrost	■		■	■
included accessories				
wire shelf	3		4	
grill wire shelf	1		2	
grill pan	1		2	
baking tray	1		2	
roasting dish	cast non stick		cast non stick	
telescopic slides	FullFlex x 3		FullFlex x 3	
power				
max power rating kW	5.3		6.2	
dimensions				
cut-out dimensions (mm)	893 (H) x 600 (W) x 581 (D)		1086(H) x 600 (W) x 581 (D)	
product dimensions (mm)	890 (H) x 596 (W) x 568 (D)		1083 (H) x 596 (W) x 568 (D)	



**EVEP916DSD**  
90cm Pyrolytic Oven

specifications	
type	single
oven fuel	electric
gross capacity	125L
net capacity	116L
front material/colour	glass and mark-resistant dark stainless steel
controls	electronic touch & Intuitive Oven Interface (IOI™)
smart food probe	■
door glass panes	4
soft close door	■
surround lighting (halogen)	2 x 25w
split grill system	■
twin fan system	■
oven functions	
no. of functions	13
rapid heat up	(auto)
pyrolytic cleaning	3 levels
fan cooking	■
fan assist bake	■
traditional bake	■
fan grill	■
pastry	■
roast	■
pizza	■
cook from frozen	■
keep warm	■
left grill	■
full grill	■
defrost	■
included accessories	
wire shelf	2
grill insert	2 x wire
grill dish	2 x half width
grill dish support rack	1 x full width
telescopic slides	FullFlex x 2
power	
max power rating kW	5.2
dimensions	
cut-out dimensions (mm)	600 (H) x 900 (W) x 580 (D)
product dimensions (mm)	596 (H) x 895 (W) x 572 (D)



**EFEP955SB**  
90cm Pyrolytic Oven with Induction Cooktop

specifications	
type	freestanding
fuel	electric (oven)/induction (cooktop)
front material/colour	black glass and mark-resistant stainless steel
oven features	
gross capacity	125L
net capacity	116L
controls	electronic touch & Intuitive Oven Interface (IOI™)
door glass panes	4
soft close door	■
surround lighting (halogen)	2 x 25w
split grill system	■
twin fan system	■
oven functions	
no. of functions	13
rapid heat up	(auto)
pyrolytic cleaning	3 levels
fan cooking	■
fan assist bake	■
traditional bake	■
fan grill	■
pastry	■
roast	■
pizza	■
cook from frozen	■
keep warm	■
left grill	■
full grill	■
defrost	■
cooktop features	
controls	14 stage touch slide control
MaxiZone	■
FlexZone (left side)	■
Stop & go	■
Pot sensor	■
Power boost	■
Timer / minute minder	■
Auto warm up	■
Auto off	■
Child lock	■
Hot surface indicator	■
zone specifications	
number of cooking zones	5
front left (min-max)	2300W / 3200W
front right (min-max)	1400W / 2500W
centre (min-max)	3600W / 5200W
rear left (min-max)	2300W / 3200W
rear right (min-max)	1800W / 2800W
included accessories	
wire shelf	2
telescopic slides	Fullflex x 3
grill insert	2 x wire
grill dish	2 x half width
grill dish support rack	1 x full width
removable stainless steel splashback & kick plate	■
storage compartment	■
adjustable feet	■
optional accessories	E:motion chromed aluminium wok trivet EIWT01
power	
max power rating kW	15.5
connection type	hardwire
dimensions	
cabinet dimensions for freestanding installation -with feet attached (mm)	900 nominal (H) x 900 min. (W) x 600 (D)
cabinet dimensions for freestanding installation - on plinth with feet removed (mm)	755 max. (H) x 900 min. (W) x 600 (D)
product dimensions (mm)	906-926 (H) x 895 (W) x 600 (D)
stainless steel splashback (mm)	60 (H)



**EFEP915SB**  
90cm Pyrolytic Oven with Gas Cooktop

specifications	
type	freestanding
fuel	dual - electric (oven)/gas (cooktop)
front material/colour	black glass and mark-resistant stainless steel
oven features	
gross capacity	125L
net capacity	116L
controls	electronic touch & Intuitive Oven Interface (IOI™)
door glass panes	4
soft close door	■
surround lighting (halogen)	2 x 25w
split grill system	■
twin fan system	■
oven functions	
no. of functions	13
rapid heat up	(auto)
pyrolytic cleaning	3 levels
fan cooking	■
fan assist bake	■
traditional bake	■
fan grill	■
pastry	■
roast	■
pizza	■
cook from frozen	■
keep warm	■
left grill	■
full grill	■
defrost	■
cooktop features	
controls	solid metal and black glass knobs
under knob ignition	■
flame failure safety device	■
wok support	■
flat cast iron trivets	■
burner specifications	
number of burners	5
dual flame control on wok	■
wok (MJ/h NG) min-max	1.0-17.0 wok
large (MJ/h NG)	12.1 rapid
medium (MJ/h NG)	9.0 x 2 semi rapid
small (MJ/h NG)	5.1 auxiliary
included accessories	
wire shelf	2
telescopic slides	FullFlex x 3
grill insert	2 x wire
grill dish	2 x half-width
grill dish support rack	1 x full-width
removable stainless steel splashback & kick plate	■
storage compartment	■
adjustable feet	■
power	
maximum gas rating (MJ/h NG)	52.2
max power rating kW	6
connection type	hardwire
dimensions	
cabinet dimensions for freestanding installation -with feet attached (mm)	900 nominal (H) x 900 min.(W) x 600 (D)
cabinet dimensions for freestanding installation - on plinth with feet removed (mm)	755 max. (H) x 900 min. (W) x 600 (D)
product dimensions (mm)	910-930 (H) x 895 (W) x 600 (D)
stainless steel splashback (mm)	60 (H)



**EVEM645DSD**  
Built-in Combination  
Microwave Oven

specifications	
type	built-in
capacity - litres	44L
front materials/colour	black glass with dark stainless steel trim
controls	electronic touch
display	LED
door	pull to open
oven functions	
cooking functions	9
convection	■
microwave	■
grill	■
microwave + convection	■
microwave + grill	■
grill + fan	■
microwave + grill + fan	■
pizza	■
microwave + pizza	■
auto cook	13 pre-set programs
auto defrost	■
auto reheat	■
child lock	■
included accessories	
turntable	enamel - 360mm
high wire rack	■
low wire rack	■
power	
maximum current rating (A)	15A
connection	hardwired
microwave power	5 levels (100W-900W)
grill power	1750W
convection power	1750W
dimensions	
cut-out dimensions (mm) flush fit	466 (H) x 600 (W) x 570 (D)
product dimensions (mm)	454-458 (H) x 595 (W) x 568 (D)



**EWD1402DSD**  
Built-in Warming Drawer

specifications	
type	built-in
capacity - litres	22L
front materials/colour	black glass with dark stainless steel trim
display	LED
door	soft closing push to open drawer
drawer features	
anti-slip mat	■
quick set functions	3
low setting (cups and glasses)	■
medium setting (plates and dishes)	■
keep warm	■
temperature control setting	40 °C - 80 °C
time duration setting	■
maximum weight capacity	25kg
maximum number of plates (26cm)	12
operating indicator light	■
overheat protection	■
heating stops when open	■
power	
maximum current rating (A)	10A
connection	cord & plug
heating type	convection
heating power	1000W
dimensions	
cut-out dimensions (mm) flush fit	600 (H) x 600 (W) x 570 (D)*
product dimensions (mm)	141 (H) x 595 (W) x 541 (D)

\*When installed together with EVEM645DSD



**EMB2529DSD**  
Built-in Combi Microwave Oven



**EMF2529DSD**  
Countertop Combi Microwave Oven

specifications		
type	built-in	countertop
capacity - litres	25	25
front materials/colour	black glass with dark stainless steel trim	black glass with dark stainless steel trim
controls	electronic touch	electronic touch
display	LED	LED
door	touch to open (side opening)	push to open (side opening)
oven functions		
cooking functions	7	7
convection	■	■
microwave	■	■
grill	■	■
microwave + convection	■	■
microwave + grill	■	■
grill + convection	■	■
microwave + grill + convection	■	■
favourite	■	■
quick start	■	■
auto cook	10 pre-set programs	10 pre-set programs
auto defrost (by weight or time)	■	■
auto reheat	■	■
child lock	■	■
included accessories		
turntable	Glass - 315mm	Glass - 315mm
high wire rack	■	■
power		
maximum current rating (A)	10A	10A
connection	cord & plug	cord & plug
microwave power	5 levels (100W-900W)	5 levels (100W-900W)
grill power	1100W	1100W
convection power	2400W	2400W
dimensions		
cut-out dimensions (mm) flush fit	396 (H) x 600 (W) x 550 (D)	N/A
product dimensions (mm)	388 (H) x 595 (W) x 470 (D)	307 (H) x 513 (W) x 472 (D)



**EHG955BD**  
90cm 5 Burner Gas Cooktop



**EHG955SD**  
90cm 5 Burner Gas Cooktop

specifications		
colour/finish	black ceramic glass	stainless steel
knob finish	dark metalised	metalised
flame failure safety device	■	■
laser etched indicators		■
Flat cast iron trivets	■	■
electronic under knob ignition	■	■
burner specifications		
burners	5	5
dual flame control on wok	■	■
wok (MJ/h - NG) Min-Max	1.0-22.0	1.0-22.0
large (MJ/h - NG)	12.1	12.1
medium (MJ/h - NG)	9.0 x 2	9.0 x 2
small (MJ/h - NG)	5.1	5.1
included accessories		
wok support stand	■	■
power		
maximum gas rating (MJ/h)	57.2	57.2
dimensions		
cut-out dimensions (mm)	880 (W) x 490 (D)	880 (W) x 490 (D)
product dimensions (mm)	900 (W) x 530 (D) x 55 (H)	895 (W) x 530 (D) x 55 (H)



**EHG755SD**  
75cm 5 Burner Gas Cooktop



**EHG645BD**  
60cm 4 Burner Gas Cooktop



**EHG645SD**  
60cm 4 Burner Gas Cooktop



**EHG313BD**  
30cm Single Gas Cooktop

specifications				
colour/finish	stainless steel	black ceramic glass	stainless steel	black ceramic glass
knob finish	metalised	dark metalised	metalised	dark metalised
flame failure safety device	■	■	■	■
laser etched indicators	■		■	
Flat cast iron trivets	■	■	■	■
electronic under knob ignition	■	■	■	■
burner specifications				
burners	5	4	4	1
dual flame control on wok	■	■	■	■
wok (MJ/h - NG) Min-Max	1.0-22.0	1.0-17.0	1.0-17.0	1.0-22.0
large (MJ/h - NG)	12.1	12.1	12.1	
medium (MJ/h - NG)	9.0 x 2	9	9	
small (MJ/h - NG)	5.1	5.1	5.1	
included accessories				
wok support stand	■	■	■	■
power				
maximum gas rating (MJ/h)	57.2	43.2	43.2	22.0
dimensions				
cut-out dimensions (mm)	730 (W) x 490 (D)	560 (W) x 490 (D)	560 (W) x 490 (D)	303 (W) x 485 (D)
product dimensions (mm)	745 (W) x 530 (D) x 55 (H)	595 (W) x 530 (D) x 55 (H)	595 (W) x 530 (D) x 55 (H)	320 (W) x 520 (D) x 56 (H)



**EHI997BD**  
90cm 5 zone Flexibridge  
induction cooktop



**EHI955BD**  
90cm 5 zone  
induction cooktop

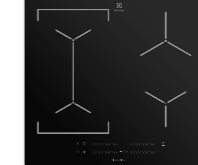
specifications		
energy/heat source	electric induction	electric induction
colour/finish	ceramic glass	ceramic glass
controls	14 stage touch and slide	14 stage touch and slide
cooking zones	5	5
functions		
hob2hood connectivity	■	■
flexibridge (left side)	■	
maxizone	■	■
flexzones (left side)		■
chef mode	■	
stop & go	■	■
pot sensor	■	■
power boost	■	■
timer / minute minder	■	■
auto warm up	■	■
auto off	■	■
child lock	■	■
hot surface indicator	■	■
zone specifications		
front left (min - max)	2300W - 3400W	2300W - 3200W
front right (min - max)	1400W - 2500W	1400W - 2500W
front/rear centre (min - max)	3500W - 5200W	3500W - 5200W
rear left (min - max)	2300W - 3400W	2300W - 3200W
rear right (min - max)	1800W - 2800W	1800W - 2800W
power		
maximum power rating	11kW	11kW
optional accessories		
E-motion chromed aluminium wok trivet	EIWT01	EIWT01
dimensions		
cut-out dimensions (mm)	880 (W) x 490 (D)	880 (W) x 490 (D)
product dimensions (mm)	910 (W) x 520 (D) x 55 (H)	910 (W) x 520 (D) x 55 (H)



**EHI745BD**  
70cm 4 zone induction  
cooktop



**EHI667BD**  
60cm 4 zone induction  
cooktop



**EHI645BD**  
60cm 4 zone induction  
cooktop



**EHI635BD**  
60cm 3 zone induction  
cooktop

specifications				
energy/heat source	electric induction	electric induction	electric induction	electric induction
colour/finish	ceramic glass	ceramic glass	ceramic glass	ceramic glass
controls	14 stage touch and slide	14 stage touch and slide	14 stage touch and slide	14 stage touch and slide
cooking zones	4	4	4	3
functions				
hob2hood connectivity	■	■	■	■
flexibridge (left side)		■		
maxizone				■
flexzones (left side)	■		■	■
chef mode				
stop & go	■	■	■	■
pot sensor	■	■	■	■
power boost	■	■	■	■
timer / minute minder	■	■	■	■
auto warm up	■	■	■	■
auto off	■	■	■	■
child lock	■	■	■	■
hot surface indicator	■	■	■	■
zone specifications				
front left (min - max)	2300W - 3200W	2300W - 3400W	2300W - 3200W	2300W - 3200W
front right (min - max)	1400W - 2500W	1400W - 2500W	1400W - 2500W	3500W - 5200W
front/rear centre (min - max)				
rear left (min - max)	2300W - 3200W	2300W - 3400W	2300W - 3200W	2300W - 3200W
rear right (min - max)	2300W - 3600W	1800W - 2800W	1800W - 2800W	
power				
maximum power rating	7.4kW	7.4kW	7.4kW	7.4kW
optional accessories				
E-motion chromed aluminium wok trivet	EIWT01	EIWT01	EIWT01	EIWT01
dimensions				
cut-out dimensions (mm)	680 (W) x 490 (D)	560 (W) x 490 (D)	560 (W) x 490 (D)	560 (W) x 490 (D)
product dimensions (mm)	710 (W) x 520 (D) x 55 (H)	590 (W) x 520 (D) x 55 (H)	590 (W) x 520 (D) x 55 (H)	590 (W) x 520 (D) x 55 (H)





**EHC944BB**  
90cm ceramic cooktop



**EHC644BB**  
60cm ceramic cooktop

specifications		
colour/finish	Ceramic glass	Ceramic glass
controls	14 stage touch and slide	14 stage touch and slide
cooking zones	4	4
functions		
hob2hood connectivity	■	■
triple zone	■	■
stop & go	■	■
pot sensor	■	■
timer / minute minder	■	■
keep warm	■	■
auto warm up	■	■
auto off	■	■
child lock	■	■
hot surface indicator	■	■
zone specifications		
front left	triple zone - 800 / 1600 / 2300W	triple zone - 800 / 1600 / 2300W
front right	1200W	1200W
rear left	1800W	1200W
rear right	1200W	1800W
power		
maximum power rating	6.5kW	6.5kW
dimensions		
cut-out dimensions (mm)	880 (W) x 490 (D)	560 (W) x 490 (D)
product dimensions (mm)	900 (W) x 520 (D) x 55 (H)	590 (W) x 520 (D) x 55 (H)



**ERC925DSD**  
90cm Wall Mounted Canopy



**ERC9025SD**  
90cm Wall Mounted Canopy



**ERC926BA**  
90cm Wall Mounted Canopy

specifications			
installation/rangehood style	wall mounted canopy	wall mounted canopy	wall mounted canopy
colour/finish	dark stainless steel / black glass	stainless steel / black glass	stainless steel / black glass
controls	electronic touch on glass	electronic touch on glass	electronic touch on glass
max. air flow	790m <sup>3</sup> /h	745m <sup>3</sup> /h	1000m <sup>3</sup> /h
hob2hood	■		
no. of filters	3	3	3
dishwasher safe filters	■	■	■
fan speeds	3	3	3 + Boost
lights	2 x LED	2 x halogen	dimmer-controlled LED
centrifugal fan	■	■	■
recirculating option	optional (kit required)	optional (kit required)	optional (kit required)
carbon filters	optional accessory	optional accessory	optional accessory
noise level dB(A) (min - max)	50/70	53/68	57/68
power			
electrical supply required	240V/50Hz	240V/50Hz	240V/50Hz
dimensions			
duct diameter (mm)	150	150	200
product dimensions (mm)	898 (W) x 460 (D) x 1210 (H)max.	900 (W) x 500 (D) x 1235 (H)max.	895 (W) x 500 (D) x 1158 (H) max.



**ERI842DSD**  
86cm integrated rangehood



**ERI522DSD**  
52cm integrated rangehood

specifications		
installation/rangehood style	integrated	integrated
colour/finish	dark stainless steel	dark stainless steel
controls	electronic push button	electronic push button
max. air flow	680m <sup>3</sup> /h	680m <sup>3</sup> /h
hob2hood	■	■
perimeter extraction	■	■
no. of filters	2	1
dishwasher safe filters	■	■
fan speeds	3 + boost	3 + boost
lights	2 x LED	2 x LED
recirculating option	optional (carbon filters required)	optional (carbon filters required)
carbon filters	optional accessory	optional accessory
noise level dB(A) (min - max)	51/66	51/66
power		
electrical supply required	240V/50Hz	240V/50Hz
dimensions		
duct diameter (mm)	150	150
cut-out dimensions (mm)	840 (W) x 260 (D) x 330 (H)	500 (W) x 260 (D) x 330 (H)
product dimensions (mm)	860 (W) x 300 (D) x 330 (H)	520 (W) x 300 (D) x 330 (H)



**ERI712SA**  
71cm integrated rangehood



**ERI512SA**  
52cm integrated rangehood

specifications		
installation/rangehood style	integrated	integrated
colour/finish	stainless steel	stainless steel
controls	electronic push button	electronic push button
max. air flow	720m <sup>3</sup> /h	650m <sup>3</sup> /h
hob2hood		
perimeter extraction		
no. of filters	2	2
dishwasher safe filters	■	■
fan speeds	3 + Boost	3 + Boost
lights	2 x LED	2 x LED
recirculating option	optional (carbon filters required)	optional (carbon filters required)
carbon filters	optional accessory	optional accessory
noise level dB(A) (min - max)	52/70	52/70
power		
electrical supply required	240V/50Hz	240V/50Hz
dimensions		
duct diameter (mm)	150	150
cut-out dimensions (mm)	677 (W) x 295 (D) x 305 (H)	497 (W) x 259 (D) x 305 (H)
product dimensions (mm)	702 (W) x 284 (D) x 305 (H)	522 (W) x 284 (D) x 305 (H)



**ERR927SA**  
90cm Slide Out Rangehood



**ERR627SA**  
60cm Slide Out Rangehood

specifications		
installation/rangehood style	slide out	slide out
colour/finish	stainless steel	stainless steel
controls	slide	slide
max. air flow	625m <sup>3</sup> /h	625m <sup>3</sup> /h
no. of filters	2	2
dishwasher safe filters	■	■
fan speeds	2	2
lights	2 x LED	2 x LED
centrifugal fan	■	■
recirculating option	(optional)	(optional)
carbon filters	included	included
noise level dB(A) (min - max)	69/47	69/47
power		
electrical supply required	240V/50Hz	240V/50Hz
dimensions		
duct diameter (mm)	150	150
product dimensions (mm)	900 (W) x 300 (D) x 275 (H)	600 (W) x 300 (D) x 275 (H)

To add a touch of professional inspiration to your home, visit [electrolux.com.au](http://electrolux.com.au) or [electrolux.co.nz](http://electrolux.co.nz)

#### TOP SERVICE

Electrolux Top Service encompasses the after sales service including Delivery, Home Service and Spare Parts.

#### delivery

The purchase of a new appliance is an exciting experience. Electrolux customers can, for an additional charge, choose to have their new appliance delivered by our experienced staff. This service, at the customer's option, includes the removal and recycling of packaging materials and even the old appliance if necessary. Delivery is available in Adelaide, Brisbane, Melbourne, Perth and Sydney. It may not be available in some rural locations and is not available in New Zealand.

#### home service

Home Service is provided for repairs to appliances by trained technicians. Home Service is available throughout Australia and New Zealand.

#### spare parts

Home Service and Spare Parts can be contacted by phone using our toll free national numbers.

#### Australia

Service 13 13 49  
Spare Parts 13 13 50  
[electrolux.com.au](http://electrolux.com.au)

#### New Zealand

Service 0800 10 66 10  
Spare Parts 0800 10 66 20  
[electrolux.co.nz](http://electrolux.co.nz)

#### warranty

Electrolux Home Products Pty Ltd and Electrolux (NZ) Limited (collectively Electrolux) warrants that for domestic applications the Appliances featured in this brochure are free from defects in materials and workmanship for 2 years, and warrants that for featured accessories a period of 12 months, following the date of original purchase and subject to the conditions set out in the warranty card accompanying the product when purchased. This warranty is in addition to the other rights and warranties you may have under the Australian Consumer Law (ACL) and Electrolux will at all times comply with its obligations at law including the ACL. For New Zealand customers Electrolux will at all times comply with its obligations pursuant to law including the Consumer Guarantees Act, the Sale of Goods Act and the Fair Trading Act. Where appliances are purchased in NZ for commercial purposes the Consumer Guarantees Act does not apply.

#### product information

The descriptors and illustrations in this publication apply to the specific products and models described as at the date of issue. Accessories shown are for illustration purposes only. They are not included with the product and may not be available for purchase separately unless stated otherwise. Under our policy of continuous product development, product specifications may change without notice. Prospective purchasers should therefore check with their retailer to ensure this publication correctly describes the products that are being offered for sale. All information supplied is to be used for general reference purposes only and is on the understanding that Electrolux will not be liable for any loss, liability or damage of whatever kind arising as a result of reliance on such information. Electrolux will at all times comply with its obligations pursuant to law. Colours of products illustrated are as close as printing limitations allow.

# Swedish Thinking. Better Living.



## Electrolux Home Products

### Australia

telephone: 1300 363 640

fax: 1800 350 067

email: [customercare@electrolux.com.au](mailto:customercare@electrolux.com.au)

web: [electrolux.com.au](http://electrolux.com.au)

### New Zealand

telephone: 0800 436 245

fax: 0800 225 088

email: [customercare@electrolux.co.nz](mailto:customercare@electrolux.co.nz)

web: [electrolux.co.nz](http://electrolux.co.nz)

© 2019 Electrolux Home Products Pty Ltd  
ABN 51 004 762 341



Printed on Monza Satin Recycled Art stock containing  
99% recycled material, 1% Virgin wood fibre

© 2019 Electrolux (NZ) Limited  
Company Number 36212

This document is printed on an environmentally responsible paper,  
produced using Elemental Chlorine Free (ECF), FSC® Certified, Mixed  
Source pulp from Responsible Sources, and manufactured under the strict  
ISO14001 Environmental Management System.

EBRO\_Cook\_Jan19

