

INSTALLATION GUIDE



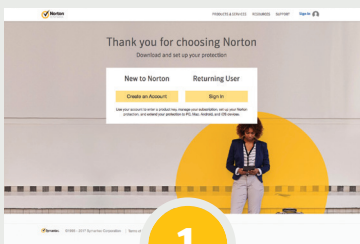
iOS

THANK YOU

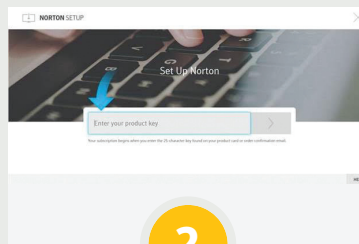
FOR TRUSTING NORTON WITH THE SECURITY OF YOUR DIGITAL LIFE.

Getting started is easy!

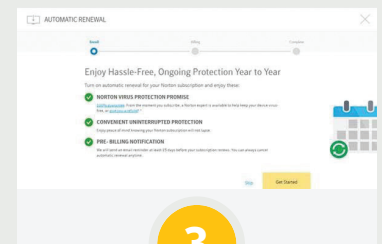
Our guided flow will help you download, install and activate Norton onto your device(s). Your subscription will begin when you enter the licence key provided. **Follow these steps to get started.**



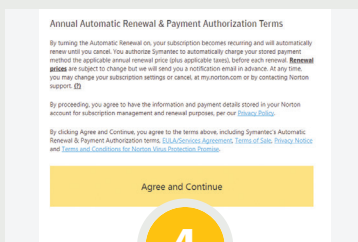
Visit <https://www.norton.com/setup> via your web address bar.*



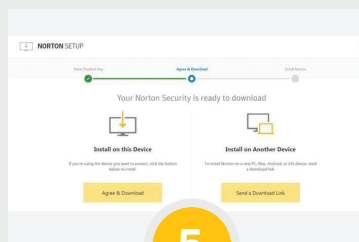
Enter the **25 digit Licence Key** as found inside your packaging.



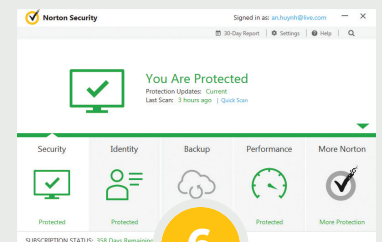
Click **get started**.



Read Terms and **click continue**.



Agree and download to your device.



Click on activate to begin your subscription. **You are now protected!**



To protect your additional computers, smartphones and tablets return to <https://www.norton.com/setup>
For help, visit: <https://www.norton.com/globalsupport>



*If you don't have an account with Norton you will need to set one up, it's easy! All you need is your email address.
*Support is provided in English only.