



# Bon Voyage - Ride On Suitacase

"Blue" Model # 109001-022

"Pink" Model # 109001-013

**IMPORTANT: RETAIN FOR FUTURE REFERENCE, READ CAREFULLY**

## SAFETY PRECAUTIONS

Read all instructions before assembly and use of the Rocking Chair & Ottoman. Keep instructions for future use.

**! WARNING !**

**NOT SUITABLE FOR CHILDREN UNDER 3 YEARS OLD - SMALL PARTS**

**! WARNING !**

**NEVER LEAVE CHILD UNATTENDED. ALWAYS KEEP CHILD IN VIEW WHILE USING PRODUCT.**

**NEVER USE TOW FUNCTION NEAR STAIRS.**

**TO AVOID TIP OVER, USE PRODUCT ON A FLAT, LEVEL SURFACE, LIKE CERAMIC TILES OR SMOOTH FLOORBOARDS THIS TOY SHOULD BE USED WITH CAUTION SINCE SKILL IS REQUIRED**

**ENSURE CHILD IS USING THE HORN GRIPS WHEN USING RIDE ON FUNCTION**

**ONLY FOR USE BY CHILDREN 3 YEARS +**

**MAXIMUM CAPACITY (SPACE/VOLUME TO PACK THINGS INSIDE) : 18 KG**

**MAXIMUM RIDE ON WEIGHT : 50 KG**

**KEEP INSTRUCTIONS IN A SAFE PLACE FOR FUTURE REFERENCE.**


### Check what you have received...

You have received **1 box**. Please check the contents of the box against the list below. If anything is missing, please contact Customer Service. In Australia, contact **CNP Brands on 1300 667 137**, in New Zealand contact **Wainhouse Distribution on 0800 567 5000**.

### Supplied loose in case:



Carry Tow Strap with  
key attachment x 1



Inside pouch (already attached)  
to store smaller items x 1



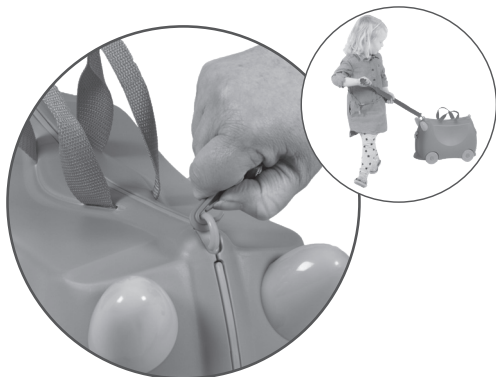
# Bon Voyage - Ride On Suitcase

"Blue" Model # 109001-022

"Pink" Model # 109001-013

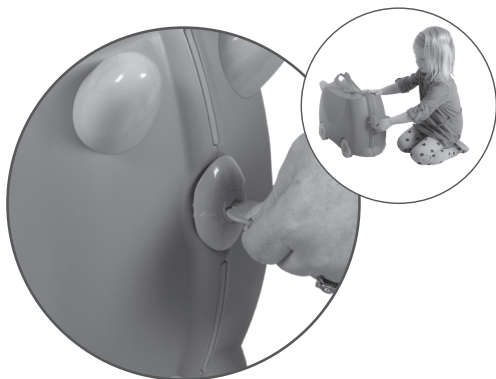
**IMPORTANT: RETAIN FOR FUTURE REFERENCE, READ CAREFULLY**

## INSTRUCTIONS FOR USE:



### TO ATTACH THE STRAP...

Press the flexible part of the clip and attach to the ring on the top side of the suitcase. You can either attach both for a shoulder strap or only one to use as a tow strap which can either be used by child or adult. Alternatively remove the strap completely and just use the carry straps.



### USING A KEY...

The key is located on the end of the strap. Insert key into lock, turn in a clockwise direction to unlock, turn in an anticlockwise direction to lock.

## HOW TO CARE FOR YOUR KIDDICARE BON VOYAGE - RIDE ON SUITCASE

### Cleaning

This product has been designed and developed with safety, comfort and functionality in mind. Please take the time to read this manual carefully before using this product and keep it in a safe place for future reference. To ensure the long-lasting use of your suitcase, do not use abrasive cleaners. Always store product in a clean dry place. Wipe the suitcase with a soft, clean cloth and mild soap.

### Maintenance

Always check parts regularly for tightness of screws, nuts and other fasteners – tighten or replace if required. To maintain the safety of your suitcase, seek prompt repairs for bent, torn, worn or broken parts. Use only those parts and accessories approved by CNP Brands. In Australia, contact CNP Brands on 1300 667 137, in New Zealand contact Wainhouse Distribution on 0800 567 5000.

Distributed in Australia by CNP Brands,  
82 Maribyrnong street, Footscray, VIC, 3011  
Customer Service 1300 667 137

W: [www.cnpbrands.com.au](http://www.cnpbrands.com.au)  
E: [info@cnpbrands.com.au](mailto:info@cnpbrands.com.au)  
F: [www.facebook.com/CNPBrands](https://www.facebook.com/CNPBrands)  
I: @cnp\_baby

Distributed in New Zealand by Wainhouse Distribution  
2-6 Argyle St, Morningside,  
PO Box 41-014,  
St Lukes, Auckland, New Zealand  
Customer Service: 0800 567 5000

E: [helpline@wainhousedist.co.nz](mailto:helpline@wainhousedist.co.nz)

