



Cosy

Sleeper "Storm Cloud"
Model # 038001-356



**IMPORTANT:
RETAIN FOR FUTURE REFERENCE,
READ CAREFULLY**

Read all instructions before assembly and use of the sleeper. Keep instructions for future use.

⚠ WARNING ⚠

BEFORE ASSEMBLING THIS SLEEPER, READ AND UNDERSTAND THE INSTRUCTIONS.

Do not leave child unattended.

FALL HAZARD - To help prevent falls, do not use product when the infant begins to push up on hands and knees, roll over or becomes too active to remain in product.

SUFFOCATION HAZARD - Infants have suffocated:

- In gaps between an extra pad and side of the sleeper.
- On soft bedding.

Never add a mattress, pillow, comforter or padding.

Use ONLY the pad provided by the manufacturer.

KEEP INSTRUCTIONS IN A SAFE PLACE FOR FUTURE REFERENCE.

DO NOT use this product if the adult mattress is not firm enough to allow the product to lie flat when adults are on the bed.

To reduce the risk of Sudden Infant Death Syndrome (SIDS), paediatricians recommend healthy infants be placed on their backs to sleep, unless otherwise advised by your physician.

NEVER use on a water mattress.

NEVER move, lift or transport sleeper while child is in it.

NEVER place unit on an elevated surface other than bed.

NEVER use this product in a motor vehicle.

NEVER use near stairs.

NEVER leave child unattended.

NEVER use product on a stand.

NEVER place the product within 30 cm of the edge of the bed.

ALWAYS use on flat, stable surfaces.

ALWAYS keep product away from hazards that might injure your child.

DO NOT use if any part is broken, torn or missing.

DO NOT let other children play unattended near the sleeper.

This product is only suitable for a child who cannot sit up unaided, roll over and cannot push itself up on its hand and knees or become too active to remain in product.

Use **ONLY** replacement parts supplied or approved by CNP Brands.

Be aware of the risk of open fire and other sources of strong heat, such as electric bar heaters, gas heaters etc., in the near vicinity of the sleeper.

If a sheet is used with the pad, use only one provided by the manufacturer or one specifically designed to fit the dimension of the sleeper pad.

Inspect product regularly for signs of damage or wear.

STRANGULATION HAZARD: Strings can cause strangulation! Do not place items with a string around a child's neck, such as hood strings or dummy cords. Do not suspend strings over sleeper or attach strings to toys.

AVOID CO-SLEEPING HAZARDS:

NEVER allow infant to sleep in the product while sharing a bed with another toddler or child.

NEVER allow infant to sleep in the product while sharing a bed with an adult that is under the influence of alcohol or medication. These substances increase the risk of rolling onto the infant and make it harder for the adult to wake up at the baby's distress.

NEVER allow infant to sleep in the product while sharing a bed with an adult who has sleep disorders (i.e. Sleepwalking, nightmares, fitful sleep)

NEVER use the product if it DOES NOT LIE LEVEL on the mattress when both parents are on the bed.

ALWAYS place the product against the headboard when co-sleeping.

NEVER use the product anywhere else in the bed. Make sure that the adult bedding does not cover the product when bedding is fully extended, in order to reduce suffocation risks and overheating.

NEVER use more than one pillow per adult on each side of the product.

Congratulations on your purchase of the **Cosy Sleeper** "Storm Cloud"

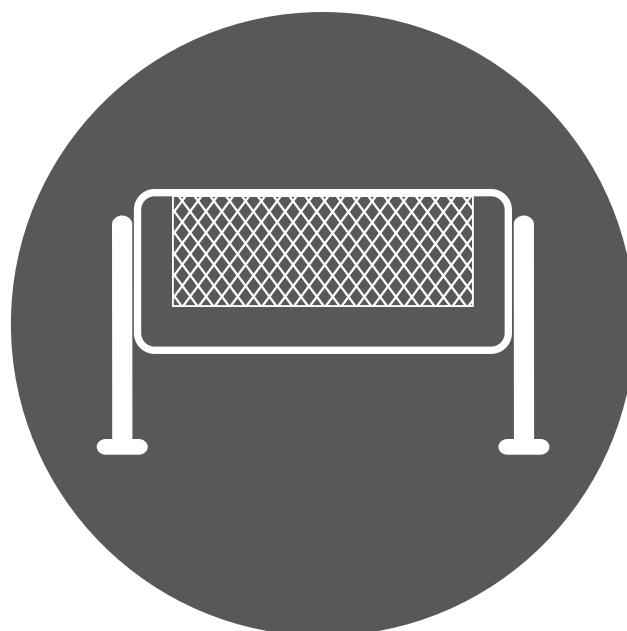
This product has been designed and developed with safety, comfort and functionality in mind. Please take the time to read this manual carefully before using this product and keep it in a safe place for future reference.

Contents

Assembly contents list

Assembly / Operating instructions

How to care for your **Cosy Sleeper**



Due to variations in the style and design of our products, the photographs and illustrations shown in this instruction manual are generic, therefore product fabrics, colour and design may vary from images shown. CNP Brands reserves the right to alter product specifications without notice as a result of our ongoing policy of product improvement.

Check what you have received...

You have received **1 box**. Please check the contents of the box against the list below. If anything is missing, please contact Customer Service.

In Australia, contact **CNP Brands on 1300 667 137**, in New Zealand contact **Wainhouse Distribution on 0800 567 5000**.


Supplied loose in box:

Sleeper Frame



x 1

Mattress Pad




x 1

To assemble Sleeper...


1

- 1a. Take out of box.
- 1b. Unfold Sleeper.



2

- 2a. Connect the tube ends by inserting into each other and pressing spring pins while pushing tubes together.




3

- 3a. Turn Sleeper over.



4

- 4a. Lift frame upwards and outwards until it locks in place.



5


- 5a. Repeat for other side.



To assemble Sleeper continued...

6

6a. Insert Mattress.



7

7a. The Cosy Sleeper is now ready for use.



To fold Sleeper...

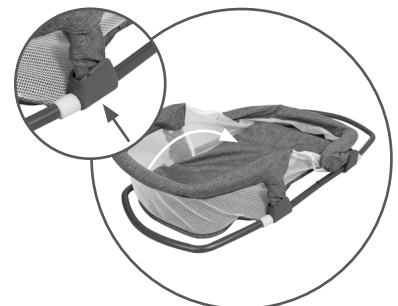
1

1a. Remove mattress.



2


- 2a. Press the support arms inwards on each side.
- 2b. Fold towards the centre of the Sleeper.
- 2c. Repeat for other end.



To fold Sleeper continued...

3

3a. Press spring pins on the base and separate lower frame tubes.



4

4a. Fold Sleeper for more compact storage.





Cleaning

This product has been designed and developed with safety, comfort and functionality in mind. Please take the time to read this manual carefully before using this product and keep it in a safe place for future reference.

Sleeper Pad and Frame: Wipe clean with a damp cloth. Air Dry.

Maintenance

Always check parts regularly for tightness of screws, nuts and other fasteners – tighten or replace if required. To maintain the safety of your sleeper, seek prompt repairs for bent, torn, worn or broken parts. Use only those parts and accessories approved by **CNP Brands**. Do not use sleeper if any components are damaged or broken.

If you have any difficulties in assembling the sleeper, please contact our Service Department.

In Australia, contact **CNP Brands on 1300 667 137**, in New Zealand contact **Wainhouse Distribution on 0800 567 5000**.



CNP BRANDS

CHILDCARE NURSERY PRODUCTS | EST. 1899

About CNP Brands

Currently, **CNP Brands** boasts one of the most diverse brand portfolios with a combination of company owned brands and distribution agreements. These include distribution lines for **4moms, Cybex, Evenflo, Good Baby, Lascal, Maclaren, Motorola, OiOi and Summer Infant.**


Our own brands, including **Childcare**, have gone from strength to strength in recent years. **Childcare**, and our premium brand **bebe care**, demonstrate our commitment to quality and continuing investment in product development.





CNP BRANDS

CHILDCARE NURSERY PRODUCTS | EST. 1899



Distributed in Australia by CNP Brands
20 Calarco Drive,
Derrimut, VIC, 3030
Customer Service 1300 667 137

W: www.cnpbrands.com.au
E: info@cnpbrands.com.au
F: www.facebook.com/CNPBrands
I: @cnp_baby

Distributed in New Zealand by Wainhouse
Distribution
2-6 Argyle St, Morningside,
PO Box 41-014,
St Lukes, Auckland, New Zealand
Customer Service: 0800 567 5000

E: helpline@wainhousedist.co.nz

